

Talk For Writing Across The Curriculum.

A **key text** is chosen to match whatever topic is being taught and it is through this text you regularly engage in shared writing.

The 'Talk for Writing' process.

Stage 1: Imitation [staying with the model text]

Grammar/punct game related to the text type.

Select a **model text** for the style of writing you will be working on.

'Perform' the text by orally telling it.

To help children learn the text, draw a text map.

Get children to draw their own **text map**.

(Keep performing it until they have internalised the language patterns.

- When performing move from whole class, to groups, to pairs.
- 'Tennis' between people, mime make up actions.)

Present the exemplar text in written form and discuss the key features.

Box up the text (shared planning) to show how a piece of writing like this is **structured**.

Draw out **key ingredients** of text type.

Stage 2: Innovation [using the original as a basis for creating something new]

Play quick grammar game related to the text type.

Show children the boxed up grid (from **Imitation** work) to plan innovation.

Use shared writing to show children how to innovate the 'boxed up' structure and 'key ingredients' with a new and similar theme.

Children finish 'shared writing piece' if necessary.

Stage 3: Independent [children write independently on a theme relating to the topic and the text type]

Play quick grammar game related to the text type.

Unveil the chosen theme relating to topic work **or** children choose own theme. E.g. creative writing.

Use shared planning to box up a plan for the chosen theme.

Children draw a text map.

Children write for themselves using plan and key ingredients.

NB Don't forget COGS and ARMS – i.e. proof-reading AND then editing!

'Talk for writing' possibilities.



Poetry	
Poems conveying feelings, moods, reflections Poems using metaphors and similes	Narrative poems Performance poems
Fiction	
Story openings – action, description & dialogue New scene in a story Opening scene from a play Reading log entry Myths Writing from another character's view New chapter in style of author	Characterisation Story on a similar theme Evaluation of a play script Traditional tales Fables Legends
Recount	
Anecdotes (<i>Mad Hatter's tea party</i>) Memory boxes Meeting unusual people, places or events. (<i>Meeting an Egyptian god</i>)	(Auto) Biography (<i>Elmer the elephant</i>)
Instructions	
Explanations	
Information: Non-Chronological Report.	
Persuasion/Discussion	
Leaflets (<i>The Summer Fair</i>) Promote a school production Advertise (<i>Dragon slayer services</i>)	Letters (<i>Hansel to Gretel</i>) News editorials (<i>Robin hood wins golden arrow drama</i>) Arguments (Should the rainforest be saved?)

The how-to-hook-your-reader toolkit.

This is general, you should also construct special toolkits to fit different text types.


1. **Change words** like nouns, verbs and adjectives.
Why not try something new?
Avoid using clichés.
2. **Add in** interesting adjectives. Don't forget adverbs are really powerful!
3. **Add on** beginning sentences like ed-ing-ly and adverbial starter sentences.
4. **Show don't tell.** Make the reader picture the scene and experience the emotions.
5. **Change sentence types** add questions? exclamations! And orders.
6. **Vary sentences** construct simple and multi-clause sentences as well as single word sentences.
7. **Re-order sentences.** Spin and re-order words in a sentences and see what effect it can have.
8. **Add special effects.**
 - a. Sound effects: onomatopoeia, alliteration.
 - b. Imagery: simile, metaphor, personification.
9. **Make every word and sentence earn its place.** Don't repeat yourself.
Don't tell the reader what they already know. Don't ramble.
10. **Slow down at important moments.**

Example of text maps.





Investigation: Does exercise affect heart rate?



References

Books

Pie Corbett (2001). *How to Teach Fiction Writing at Key Stage 2*
London: David Fulton Publishers.

Pie Corbett (2003). *How to teach story writing at Key Stage 1*
London: Routledge.

Pie Corbett (2004). *Jumpstart!: Literacy - Games and Activities for Ages 7-14*. London: David Fulton Publishers.

Pie Corbett (2005). *Writing Models Year 3*
London: Routledge.

Pie Corbett (2005). *Writing Models Year 4*
London: Routledge.

Pie Corbett (2005). *Writing Models Year 5*
London: Routledge.

Pie Corbett (2011). *Talk for writing across the curriculum*
London: University Press.

Sandy Brownjohn (2001). *Word games*
London: Hodder & Stoughton

Websites

Online videos, Grammar, punctuation and spelling with Pie Corbett

[www.oxfordschoolimprovement.co.uk/professional -
development/issueVideos/Grammar_punct_spelling](http://www.oxfordschoolimprovement.co.uk/professional-development/issueVideos/Grammar_punct_spelling)

Collection of Pie Corbett videos many showing him in action, in class.

<http://pinterest.com/infeducation/pie-corbett-videos>